

MAGAZZINO 2004




Realizzato dagli studenti:

Simone Peli 5BZ


Stefano Peli 5BZ



Merce




Consegna






Bolla di consegna

Procedure di magazzino



Stampa statistiche



Archiviazione
Bolle o fatture

Cos'è Magazzino2004?

Magazzino2004 è un programma sviluppato in Delphi 5 finalizzato alla gestione del magazzino materiali dell'istituto.

Il programma permette la registrazione dei movimenti:

- carico e reso materiale a fornitore;
- scarico e versamento materiale a reparto o ufficio;
- storno di operazioni errate.


Con questo programma è possibile inoltre effettuare stampe ricerche e visualizzazioni a video.

Perché abbiamo affrontato questo problema?

- Per semplificare le procedure al magazziniere;
- per uniformare il database ad Access;
- per avere a disposizione il “codice sorgente”.



Che software utilizzare?



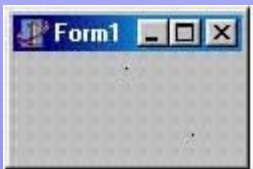
- Borland Delphi 5
- Microsoft Access 97
- Microsoft PowerPoint




Borland Delphi 5



Oggetti Delphi



Form
Button
Label
Edit
Memo
Check box



Radio button
Combo box
Page control
Panel
Ado query



Ado connection
Data source
Timer
Log file
Hhled

Microsoft Access 97

- Tabelle
- Query
- Maschere
- Report
- Macro

Access

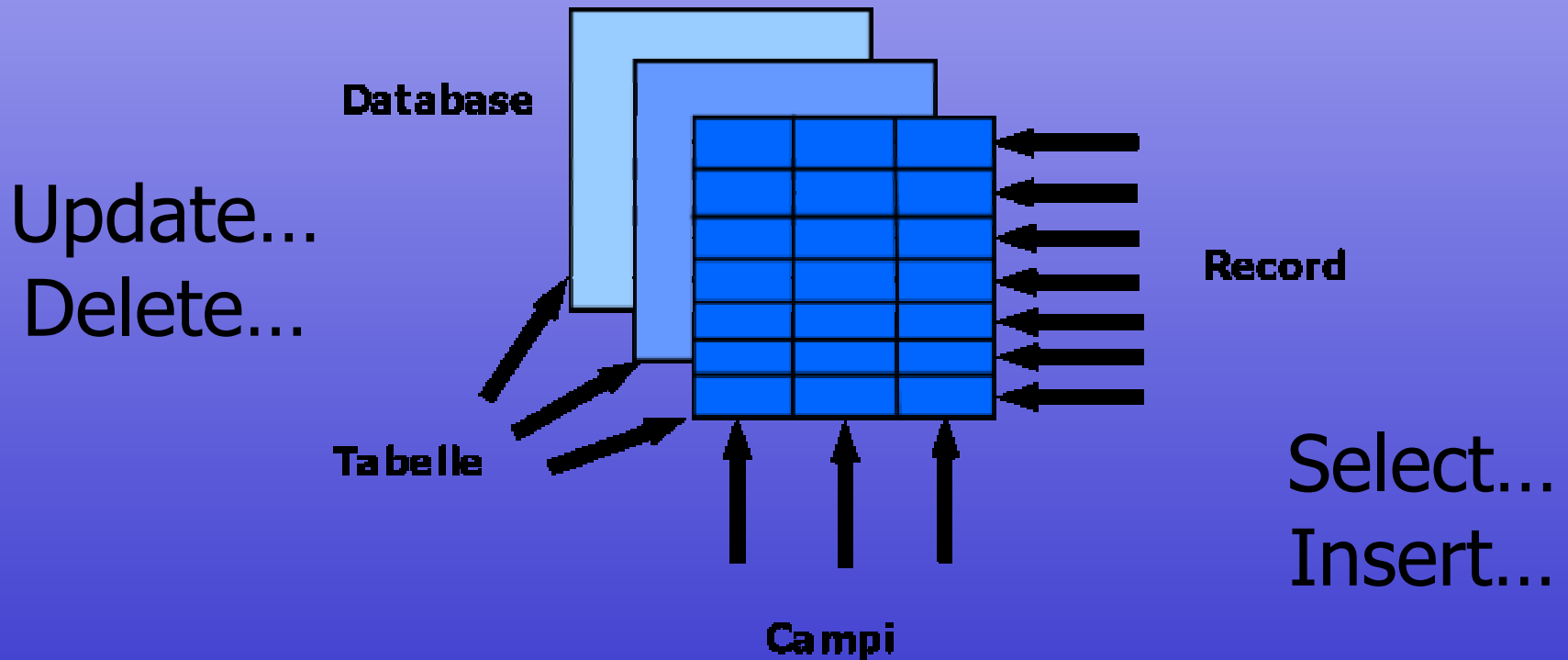


Linguaggio SQL

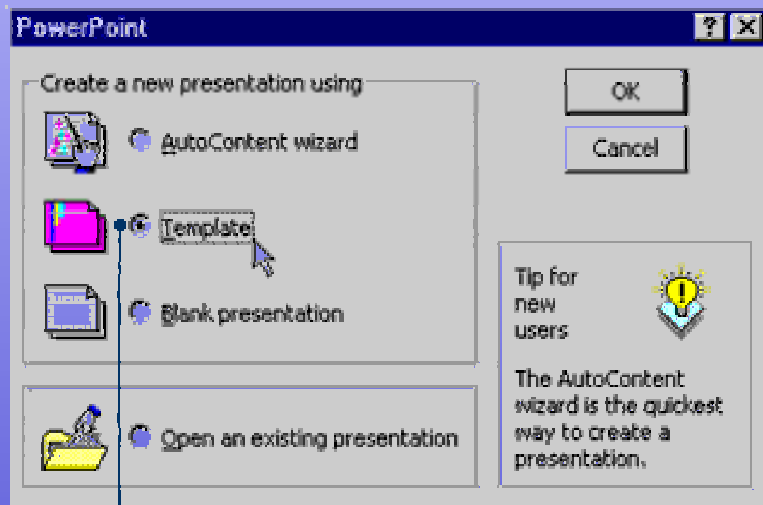


Cos'è il linguaggio SQL?

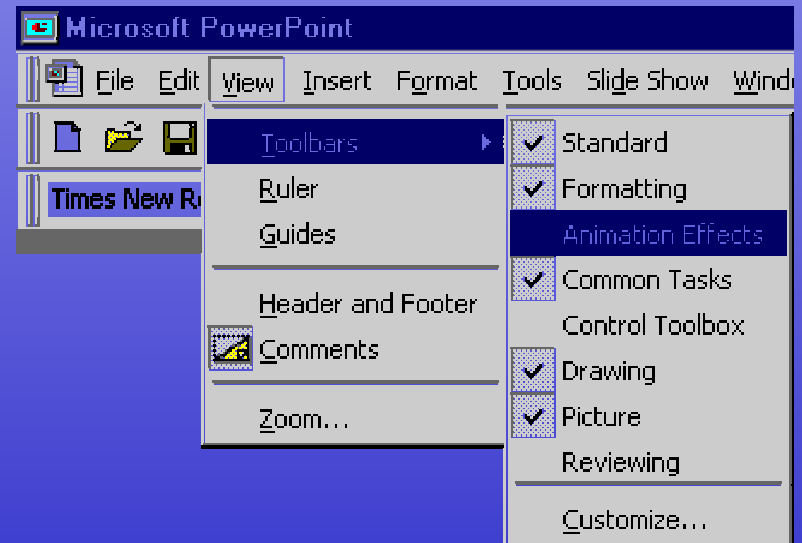
SQL è un linguaggio strutturato che viene utilizzato quando si ha l'esigenza di interrogare, gestire dei dati in un Database.



Microsoft PowerPoint



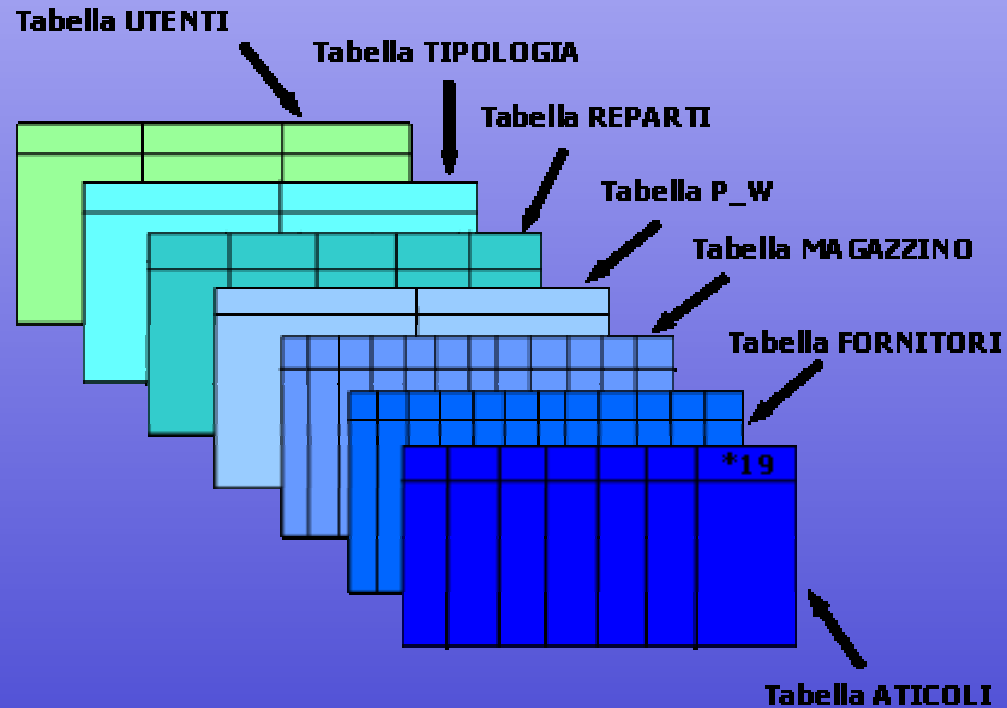
Choose a template right from the start







Com'è strutturato il database?

Struttura del database

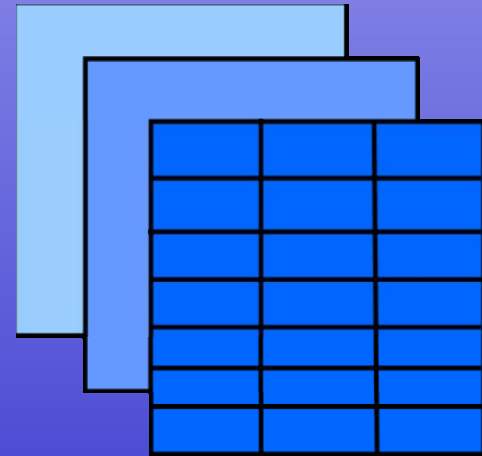


Trasferimento dati

**Database
INTERBASE**



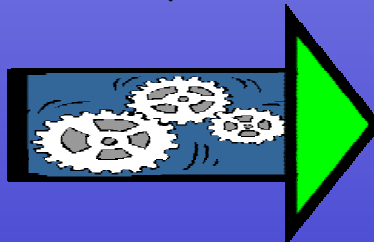

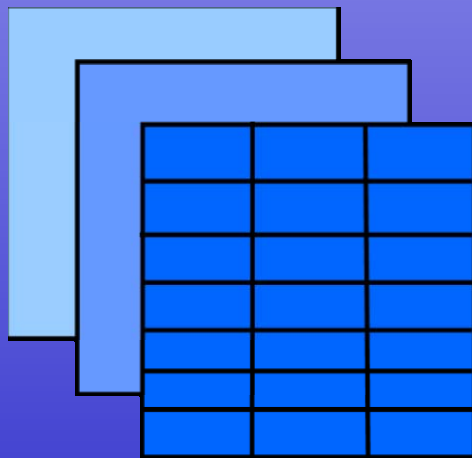
**Database
ACCESS**



Gestione database



Database
Access



Magazzino 2004

A screenshot of the "Magazzino 2004" software interface. The window title is "I.P.S.I.A. MORETTO MAGAZZINO 2004". The interface includes a menu bar with options like "GESTIONE ARTICOLI", "GESTIONE FORNITORI", "GESTIONE REPARTI", "GESTIONE STORNI", and "ESPORTAZIONI E STAMPE". Below the menu is a tabbed interface with "INSERISCI NUOVO ARTICOLO" selected. The main area contains various input fields and labels for article details: CODICE (INT01), BARCODE (000000000), BENE INVENTARIABILE (checkbox), DESCRIZIONE (INTEGRATO LIN LM555-NE555), DESCRIZIONE2 (TIMER UNIVERSALE NS), DESCRIZIONE3 (SPECIAL PURPOSE LINEAR DEVICE 5-52 NS), TIPOLOGIA (C, ELETTRONICO), DATA-SHEET (lm555.pdf), FORNITORE (DELTA, DELTA ELETTRONICA DI MARCHIORO VIA R.ARGENTINA,24/32 BRESCIA), DATA ACQUISTO (21/03/2003), POSIZIONE (ZB), UNITA DI MISURA (NR), COSTO UNITARIO (0,14000), SCORTA MINIMA (100,000), TOTALE INIZIALE (153,000), TOT. CARICATO (0,000), TOT. SCARICATO (110,000), and GIACENZA (43,000). A "SALVA SU DISCO" button is at the bottom right. The status bar at the bottom shows the date 18/06/2004 and time 11:34:28.